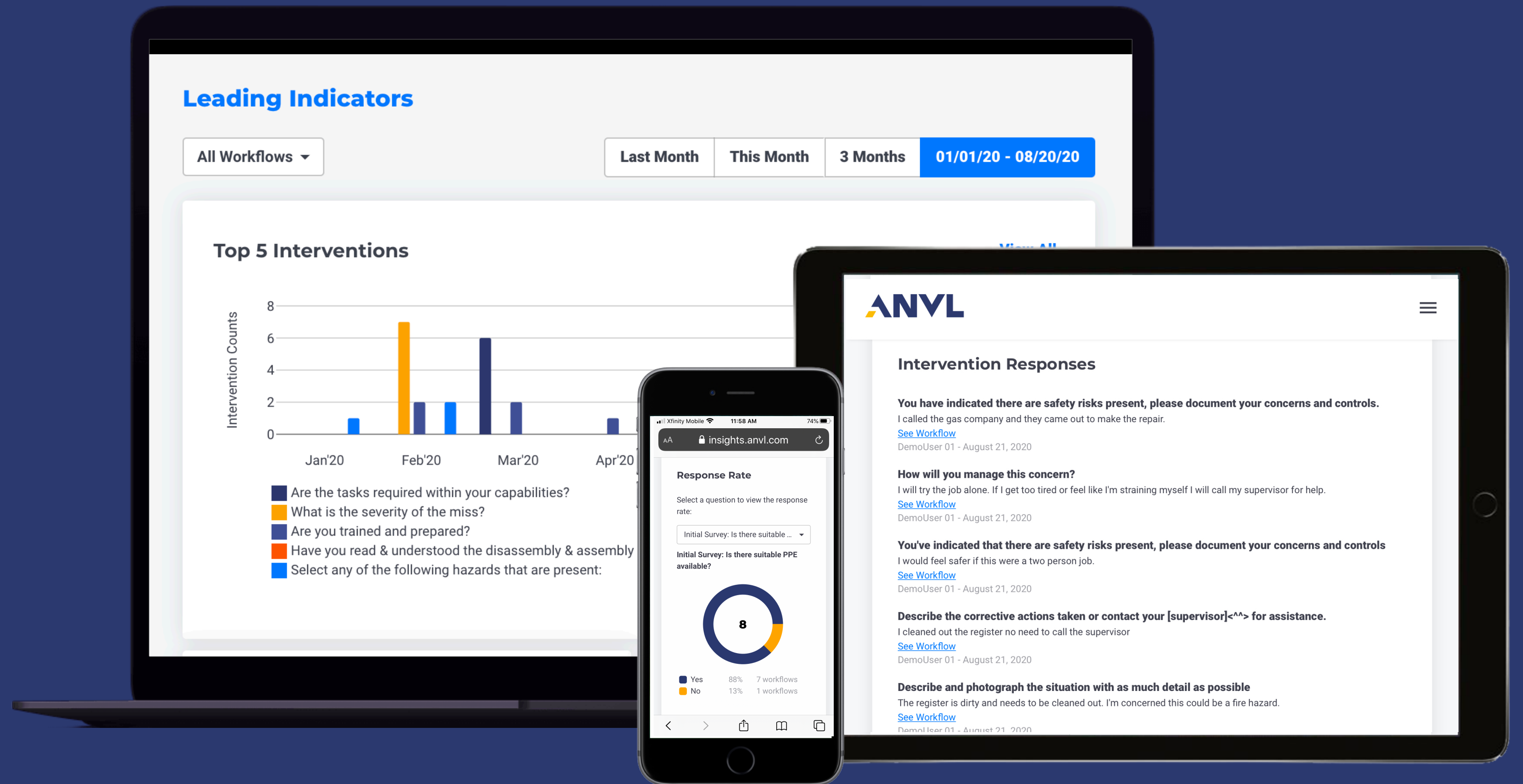




Insights Release

AUGUST 2020



Leading Indicators

All Workflows ▾

Last Month

This Month

3 Months

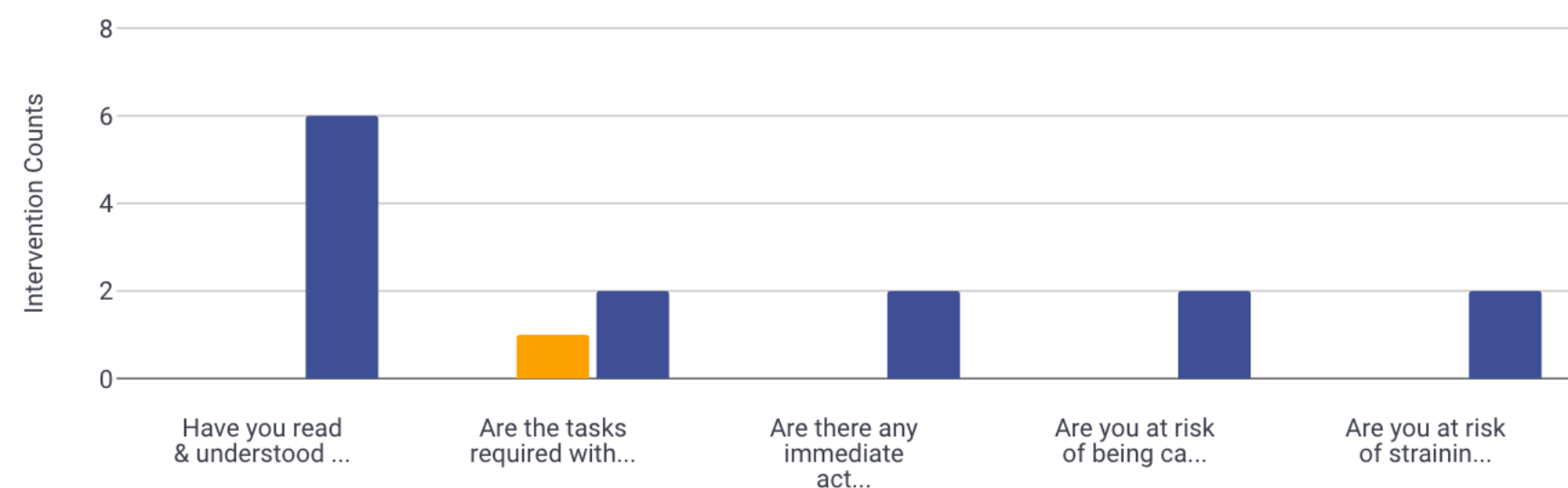
Custom Date

1

Top 5 Interventions

[View All](#)

■ June ■ July ■ August



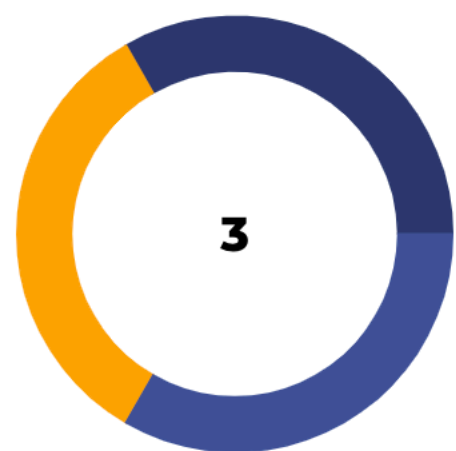
2

Response Rate

Select a question to view the response rate:

Near Miss: What is the severity of the miss? ▾

Near Miss: What is the severity of the miss?



■ Critical 33%
 ■ Moderate 33%
 ■ Serious 33%

3

Intervention Responses

You have indicated there are safety risks present, please...

I called the gas company and they came out to make the repair.

[See Workflow](#)

DemoUser 01 - August 21, 2020

How will you manage this concern?

I will try the job alone. If I get too tired or feel like I'm straining myself I will call my supervisor for help.

[See Workflow](#)

DemoUser 01 - August 21, 2020

You've indicated that there are safety risks present, please...

I would feel safer if this were a two person job.

[See Workflow](#)

DemoUser 01 - August 21, 2020

Describe the corrective actions taken or contact your...

I cleaned out the register no need to call the supervisor

[See Workflow](#)

DemoUser 01 - August 21, 2020

Describe and photograph the situation with as much detail as...

The register is dirty and needs to be cleaned out. I'm concerned this could be a fire hazard.

[See Workflow](#)

DemoUser 01 - August 21, 2020

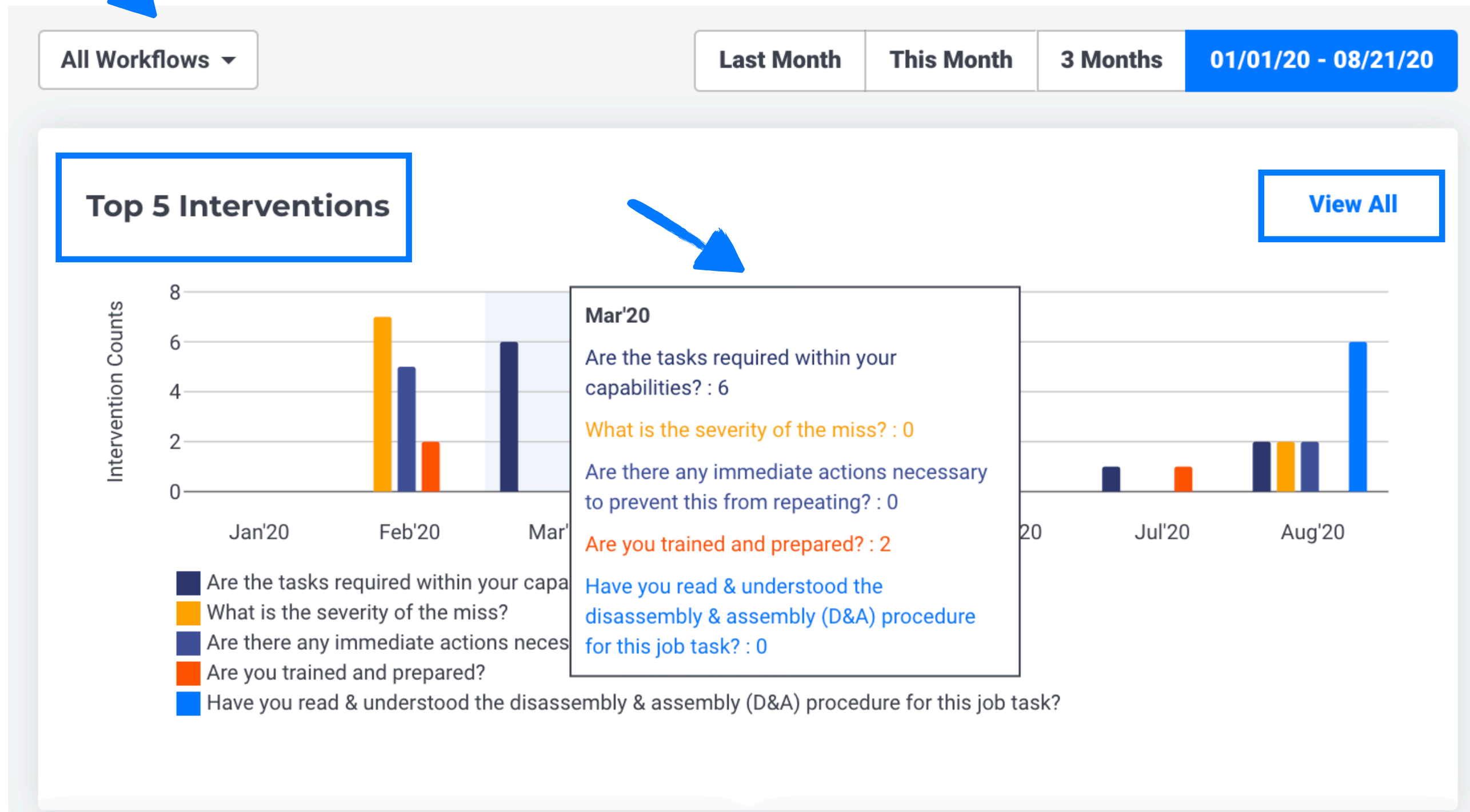
Introducing Three Reports to Provide Visibility for Early Intervention

1 **Top 5 Interventions** provides access to top points of elevated risk at a glance

2 **Response Rate** indicates how your workforce responded to specific questions

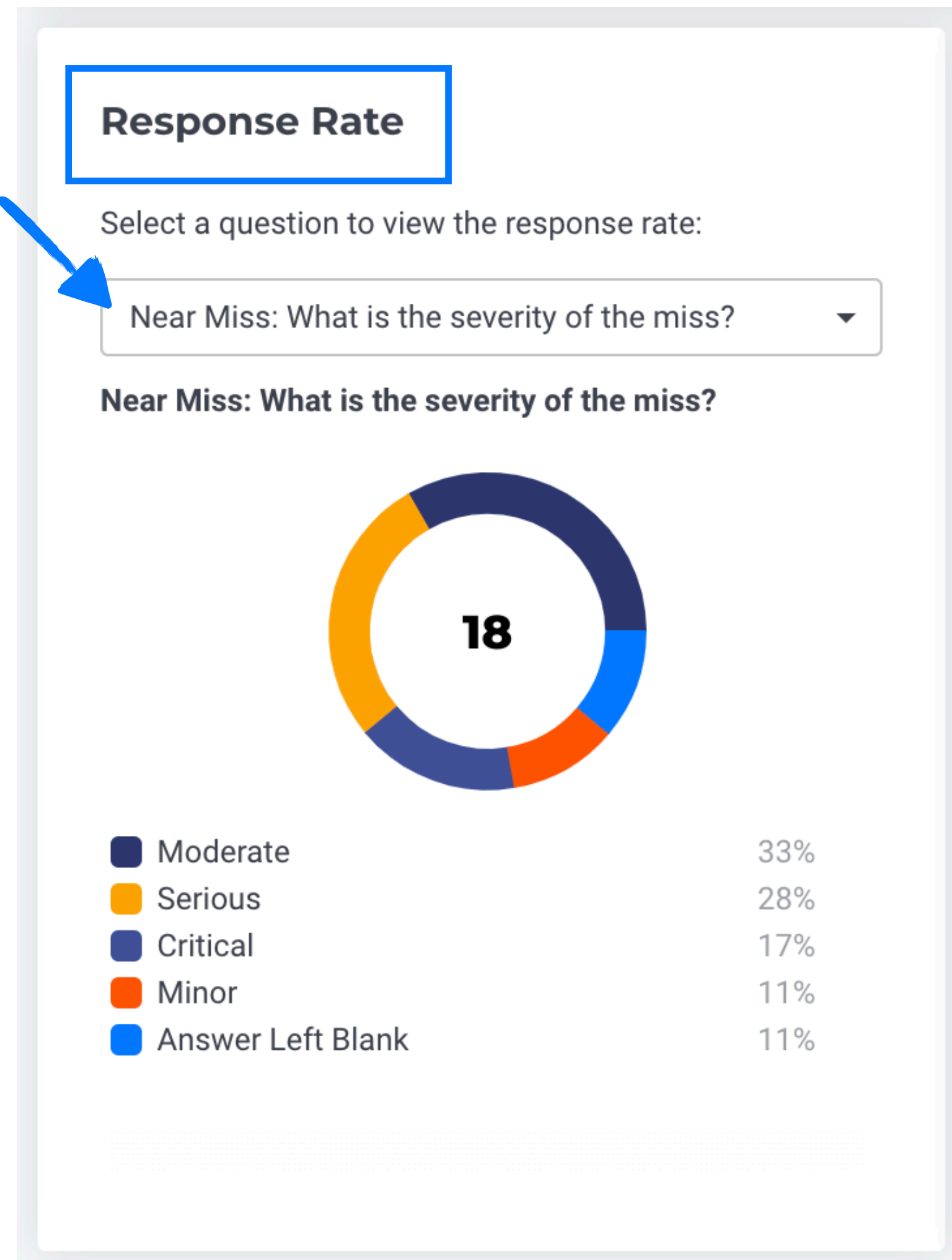
3 **Intervention Responses** enable you to hear directly from your frontline and drill down further when needed

Top 5 Interventions



- Highlights top 5 points of elevated risk identified in your workflows
- Enables early intervention to improve processes and avoid safety incidents
- Filter by timeframe to see different snapshots of the data
- Filter by workflow to see interventions for that workflow only
- Hover over the chart to see the complete text of questions along with the number of responses for selected time period
- Select “View All” to see a complete list of interventions for the selected time period

Response Rate



- Highlights how your team has responded to your most important questions
- Drop-down menu allows you to select the question you want to see within a specific workflow
- Responses will be filtered for the time period selected at the top
- Currently looks at the most recent data from your latest workflow versions
- Future versions of the Response Rate report will include historical data when possible

Intervention Responses

Intervention Responses

You have indicated there are safety risks present, please...

I called the gas company and they came out to make the repair.

[See Workflow](#)

DemoUser 01 - August 21, 2020

How will you manage this concern?

I will try the job alone. If I get too tired or feel like I'm straining myself I will call my supervisor for help.

[See Workflow](#)

DemoUser 01 - August 21, 2020

You've indicated that there are safety risks present, please...

I would feel safer if this were a two person job.

[See Workflow](#)

DemoUser 01 - August 21, 2020

Describe the corrective actions taken or contact your...

I cleaned out the register no need to call the supervisor

[See Workflow](#)

DemoUser 01 - August 21, 2020

Describe and photograph the situation with as much detail as...

The register is dirty and needs to be cleaned out. I'm concerned this could be a fire hazard.

[See Workflow](#)

DemoUser 01 - August 21, 2020

- Quickly see the latest 5 intervention responses directly from your frontline
- Click through to see completed workflow with full access to all responses
- Responses will be filtered for the time period selected at the top



Questions?

Email support@anvl.com or call 833-268-5723

We welcome your feedback.

Email feedback@anvl.com